

Cheshire West & Chester Council

A PARENT PARKING CHARTER



Visit: cheshirewestandchester.gov.uk



Cheshire West
and Chester

Creating a safer parking charter

The safety of children and adults attending or travelling to local schools is a major concern. We appreciate that the area around schools is likely to be very busy during peak travelling times but we need to reduce occurrences of dangerous parking and congestion as much as possible.

This information is provided to help you develop parents' safer parking charter that you can amend and make more specific to the environment and problems associated with your school.

Guidance on how to introduce a safer parking charter

Firstly, for any safer parking scheme to be successful it must have the support and compliance of parents which means you should inform and involve them as early on in the process as possible. You should also make sure you offer parents the chance to give feedback on any proposals. It is a good idea to consider introducing proposals through your Pupil Council because this will help raise awareness amongst pupils of the dangers on the road. This approach is also more likely to gain greater support from parents.

Getting started

A good place to start is to send information home to parents which highlight why dangerous parking is such a concern and why the school "zig-zag" markings are in place. We recommend that in all communications you focus on education and encouragement rather than on any threat of prosecution.

Information can be distributed and feedback sought through the school website and newsletters. This will help to keep parents and pupils up to date with progress and keep them involved. Engaging staff and pupils at other school events such as sports days, parents' evenings and open days is also a good way of generating interest. A new leaflet 'A polite request' is available to school for distribution.

Some schools may be in a position to work with local businesses to discuss additional parking provision further away from school. This can provide a safer place for parents to park and some promotion for those businesses involved.

Sample 'Parents' Safer Parking Charter'

A sample charter is available which can be adapted to the individual needs of each school.

For help with this please contact roadsafety@cheshirewestandchester.gov.uk



OTHER WAYS TO SPREAD THE WORD

Run a poster competition

Run a poster or leaflet competition regarding safer parking and the "zig-zag" markings across the year groups. The designs could be displayed in school with the winning design being printed into a leaflet and sent home to parents or put on your website.

Sign up to the Safer Schools Parking Banner scheme

The Safer Schools Parking Banner scheme highlights the dangers of parking on the zigzag "School Keep Clear" markings, parking too close to schools and the congestion that this can create. The scheme is organised by our Road Safety Team and locality officers and was launched in September 2014 at Lache Primary School, Chester.

When you sign up to the scheme you may be given two banners that you can display outside your school, subject to funding. Each banner has a different message to raise awareness of parking safely. You can monitor the effect that each banner is having. Information could also be sent to parents and carers highlighting the scheme and other safety initiatives carried out at your school.

We hope to reduce congestion and conflict outside schools by changing the behaviour of drivers. We ask that parents and carers support the scheme by not parking outside schools. Enforcement can be used as an option to highlight the issues created by dangerous parking, but ultimately the success of the scheme will depend on the compliance of drivers.

To sign your school up to the scheme please phone our Road Safety Team on 0300 1237036 or email roadsafety@cheshirewestandchester.gov.uk

Linking safer parking to the curriculum

There are numerous ways that you can link road safety and the issue of dangerous parking to the curriculum.

Science

Children can look at the long term benefits of regular exercise on the body, focusing on the heart and obesity. They could also look at the affects of excess pollution and carbon dioxide on the atmosphere.

Mathematics

Children could undertake a comparison of traffic surveys prior to and after any introduction of a safer parking initiative. They could analyse their results and use different methods of portraying their findings.

English

Children can undertake various creative writing exercises or develop newspaper articles to put across persuasive arguments and information regarding parking outside their school.



WHO ELSE CAN HELP?

Cheshire West Road Safety Team

Our Road Safety Team offers a programme of road safety education that is delivered at primary schools. This involves a range of in-class and practical lessons designed to help increase road user confidence, knowledge and skill. They can also offer resources to pre-school groups.

To enquire about road safety in your school please phone our Road Safety Team on 0300 1237036 or email: roadsafety@cheshirewestandchester.gov.uk

Parking Services

Most primary and secondary schools within the borough of Cheshire West are already on the attention list for enforcement by wardens. To discuss safer parking or parking enforcement outside your school please contact customer services 0300 1237036

Police Community Support Officers

Contact your local PCSO by telephoning 101 to see how they might be able to support your school and pupils.

How parents can help reduce congestion

Keep the immediate environment outside school as traffic free as possible - this will provide a safer environment for those travelling to and from school and a better environment for the School Crossing Patrol.

Park further away from school and walk the last part of your journey - use this as an opportunity to practice road safety and safer pedestrian skills with your child.

Car share with friends to reduce the number of vehicles travelling to school - you could take it in turns to help reduce the demands of the school run.

If at all possible walk to school



PARENTS' SAFER PARKING CHARTER

The Junior Safety Officers, Parents and school have constructed a Safer Parking Charter. They want everyone who drives to Upton Westlea Primary School to sign up to the rules to help keep all of us safe. Please remember road safety is everyone's responsibility.

I hereby agree to abide by the guidelines outlined within the Safer Parking Charter, which has been established by the Pupils, Teachers and Cheshire West and Chester Council's Road Safety & Localities Teams. Some of the rules below have been developed by the children in their own words, to improve the safety of children and adults attending our school and improve the quality of life for those within the school environment. By signing up to this charter you agree to:

Set off early so that you can take your time. Rushing has consequences!

Never exceed the 20mph speed limit that is set outside our school.

Never drop off on the yellow zig-zag lines because your child might be safe being dropped there but everyone else crossing will not be safe.

Do not stop or park on the yellow "School - Keep - Clear" and "zig-zag" markings during the times indicated on the yellow "No Stopping" signs outside the school (Usually Monday to Friday, 8:00am to 5:00pm).

Park away from zig-zags and double yellow lines so children can cross safely. Do not park on any double yellow lines.

Park nicely so people can get out of their driveways.

Never park on our pavements because pavements are for people.

Park away from our school and walk the last bit with your children, if you can. Walking is fun and a fantastic way to exercise.

Not to park in the staff car park if you DON'T have permission.

If your child is in year 5 or 6, once a teacher or an adult supervisor is present in the playground, then please return to your car so that drivers of younger children have space to park outside.

Park so that your child is able to leave the vehicle on the pavement side away from any conflict with traffic.

Avoid double parking, so as not to adversely affect the flow of traffic or access for emergency vehicles.

Some children come by taxi – if your child comes in a taxi then can you remind the taxi drivers to park appropriately outside school and not to exceed the 20mph speed limit.

Pay particular attention for children who may be at the side and rear of your vehicle when parking, dropping off or setting off.

Forward any concerns regarding dangerous parking and road safety in the school environment to the Head teacher or a Governor, who can then take appropriate action.

If at all possible walk to school

Think Twice – Park Nice!

I/we have read and understood Upton Westlea Primary School Safer Parking Charter and agree to abide by all the guidelines to help ensure the safety of all children.


Child's Name.....

Class.....

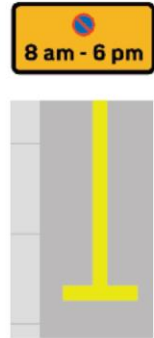


WHAT THE LINES AND SIGNS MEAN

Waiting restrictions apply to the whole of the highway including pavements and verges



Double yellow lines along the edge of the road mean no waiting at any time. You can stop to load or unload or to allow passengers to get in or out of the vehicle unless there are also loading restrictions.



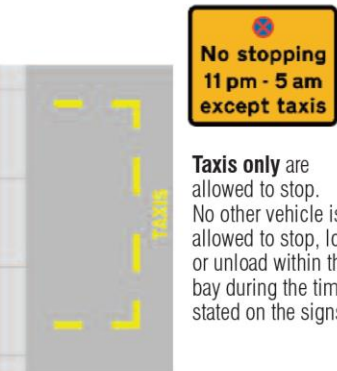
Single Yellow Lines along the edge of the road mean you cannot wait during the times shown on the signs. You can stop to load or unload or to allow passengers to get into or out of the vehicle unless there are also loading restrictions.



Limited waiting
Parking is permitted at the times and for the duration shown on the signs, once you have left the parking area you cannot return to park in the same area within the "No return" duration. Outside these times you can park for any duration.




Parking is not permitted on the footway or verge




Taxis only are allowed to stop. No other vehicle is allowed to stop, load or unload within the bay during the times stated on the signs.



No parking or loading at any time on the verge or footway



Buses only are allowed to stop. No other vehicle is allowed to stop, load or unload within the bay during the times stated on the signs.



School keep clear markings
No vehicle is allowed to stop, load or unload during the times shown on the signs.




Entrance to a restricted parking zone where both waiting and loading are prohibited during the times shown in the lower panel.